






Banquet & Events

Capacity Floorplans									
Venue	Level	Dimension (m)	Height (m)	Area (sqm ²)	U Shape	Theatre	Classroom	Banquet	Cocktail
Pullman Grand Ballroom	L	74 X 39	8.5	2,866	186	4,000	2160	2200	5000
Pullman 1 Ballroom	L	39 X 24.5	8.5	955	105	1,200	630	480	1000
Pullman 2 Ballroom	L	39 X 24.5	8.5	955	105	1,200	630	480	1000
Pullman 3 Ballroom	L	39 X 24.5	8.5	955	105	1,200	630	480	1000
Pre-function Pullman Grand Ballroom	L	74 X 23	4	1700					
Axell	L	8 X 8	4	64	27	60	27	30	40
Blake	L	8 X 8	4	64	27	60	27	30	40
Warhol 1	L	10 X 8	4	80	33	72	54	40	60
Warhol 2	L	12 X 8	4	96	33	86	54	40	70
Warhol 1&2	L	10 X 16	4	160	54	140	120	120	140
Drexler	L	8,5 X 7	4	59	27	50	27	30	40
Hamilton	L	8,5 X 7	4	59	27	50	27	30	40
Sky Terrace Garden*	L			550					500

(*Subject to weather condition)