

NOVOTEL

Direction Guide to Novotel Bangkok Platinum from BTS Chidlom Station

(Bangkok Skytrain, Sukhumvit Line)

At BTS Chidlom Station




1. Take Exit 1 or 6. Walk straight for approximately 150 metres towards Gaysorn Village.



2. Gaysorn Village is on your right-hand side. Please follow the signs towards Platinum (Pratunam intersection).




3. Take the escalator to the 2nd floor of Gaysorn Village



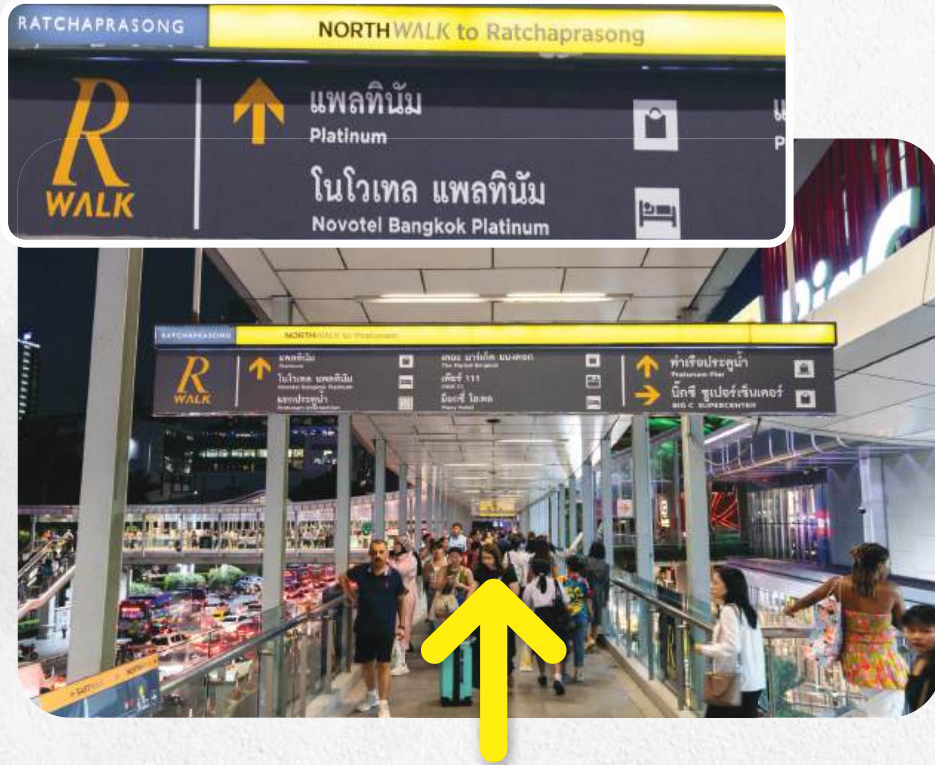
4. Turn right and walk all the way to the R Walk at North Gate.





5. You will see the escalator in front of Winston Maison Shop Go down to 1st floor. Then take the exit and turn right




6. Go straight, follow the signpost to Novotel Bangkok Platinum



7. Turn left at the junction near The Market, then turn right



8. Walk straight to the end of the R Walk until you reach the stairs to the ground floor.



9. Take the stairs down. You will see the Novotel entrance on your left-hand side.



10. Proceed to the concierge area on the ground floor. Take the car park lift from the ground floor to the hotel lobby on the 6th floor.

